

FICHE TECHNIQUE - SPEC SHEET



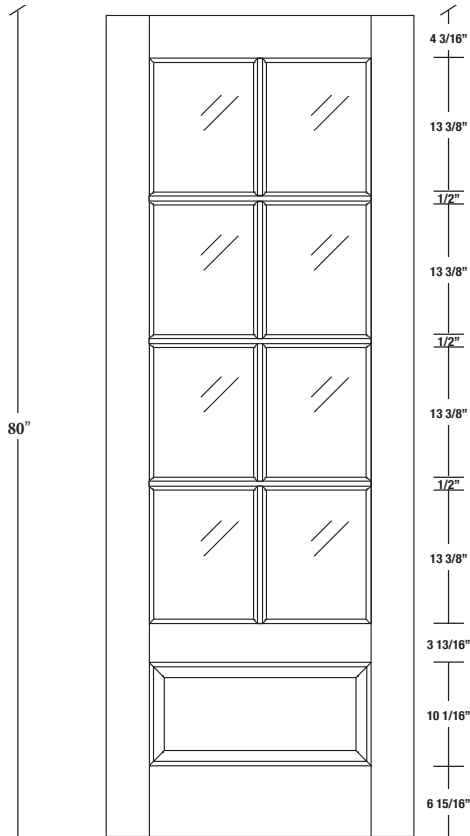
Porte française / French Door

Modèle / Model

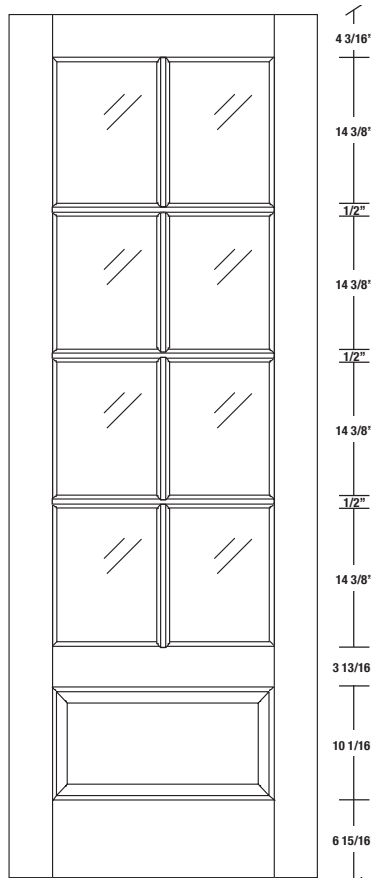
308

INTERMAT

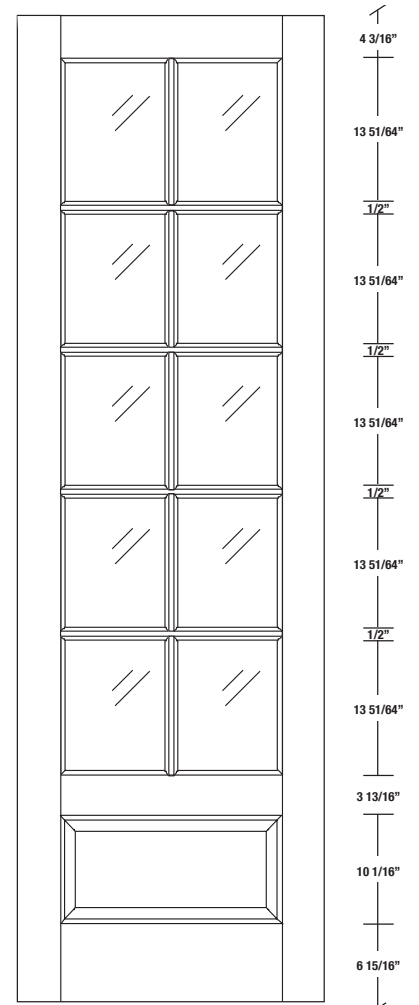
PORTES, ESCALIERS ET BOISERIES



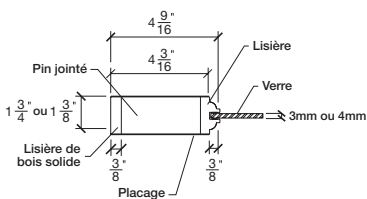
LARGEURS			
36"	4 3/16"	27 5/8"	4 3/16"
34"	4 3/16"	25 5/8"	4 3/16"
32"	4 3/16"	23 5/8"	4 3/16"
30"	4 3/16"	21 5/8"	4 3/16"
28"	4 3/16"	19 5/8"	4 3/16"
26"	4 3/16"	17 5/8"	4 3/16"
24"	4 3/16"	15 5/8"	4 3/16"
22"	4 3/16"	13 5/8"	4 3/16"
20"	4 3/16"	11 5/8"	4 3/16"



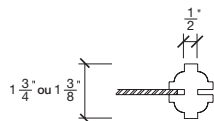
LARGEURS			
36"	4 3/16"	27 5/8"	4 3/16"
34"	4 3/16"	25 5/8"	4 3/16"
32"	4 3/16"	23 5/8"	4 3/16"
30"	4 3/16"	21 5/8"	4 3/16"
28"	4 3/16"	19 5/8"	4 3/16"
26"	4 3/16"	17 5/8"	4 3/16"
24"	4 3/16"	15 5/8"	4 3/16"
22"	4 3/16"	13 5/8"	4 3/16"
20"	4 3/16"	11 5/8"	4 3/16"



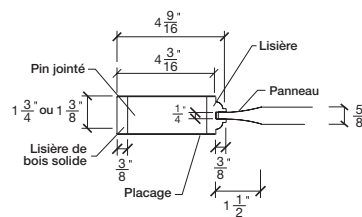
LARGEURS			
36"	4 3/16"	27 5/8"	4 3/16"
34"	4 3/16"	25 5/8"	4 3/16"
32"	4 3/16"	23 5/8"	4 3/16"
30"	4 3/16"	21 5/8"	4 3/16"
28"	4 3/16"	19 5/8"	4 3/16"
26"	4 3/16"	17 5/8"	4 3/16"
24"	4 3/16"	15 5/8"	4 3/16"
22"	4 3/16"	13 5/8"	4 3/16"
20"	4 3/16"	11 5/8"	4 3/16"



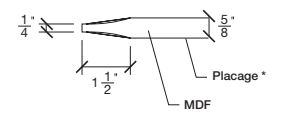
BATTANT



BARROTIN



BATTANT



* Placage de bois sur portes à essence seulement

PANNEAU 5/8"