

# FICHE TECHNIQUE - SPEC SHEET

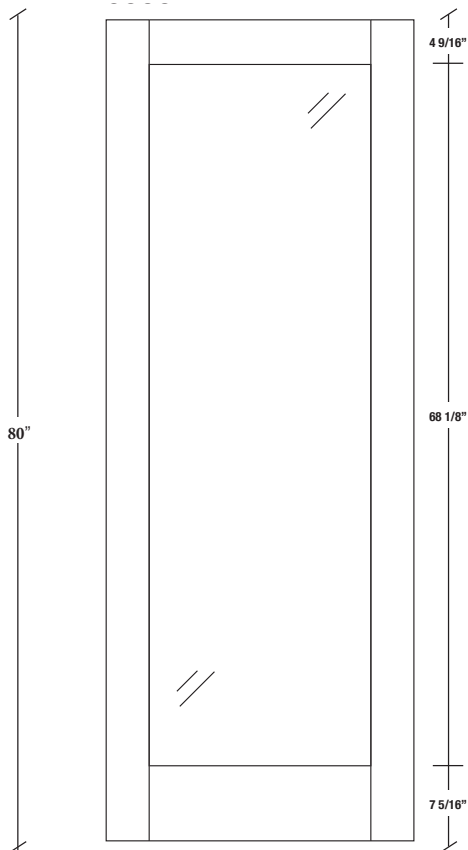


**INTERMAT**  
PORTES, ESCALIERS ET BOISERIES


Porte française / French Door

Modèle / Model

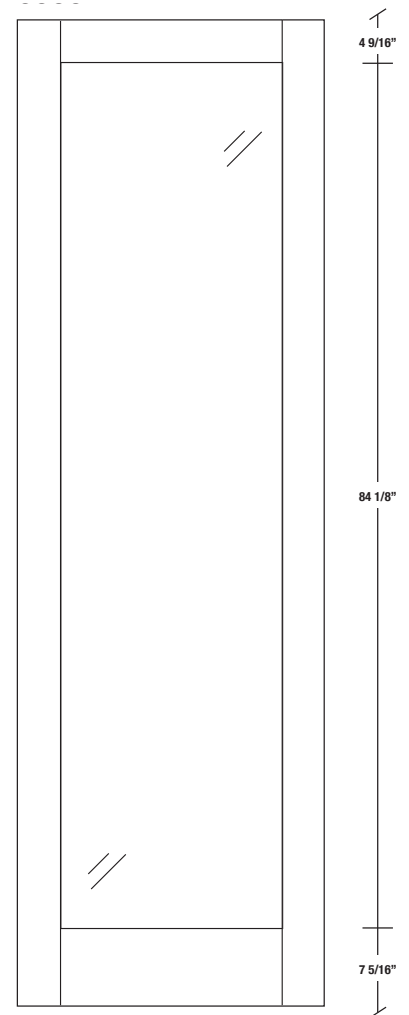
**6000**



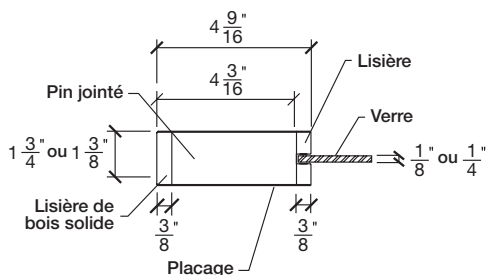
LARGEURS			
36"	49/16"	26 7/8"	49/16"
34"	49/16"	24 7/8"	49/16"
32"	49/16"	22 7/8"	49/16"
30"	49/16"	20 7/8"	49/16"
28"	49/16"	18 7/8"	49/16"
26"	49/16"	16 7/8"	49/16"
24"	49/16"	14 7/8"	49/16"
22"	49/16"	12 7/8"	49/16"
20"	49/16"	10 7/8"	49/16"
18"	49/16"	8 7/8"	49/16"
16"	49/16"	6 7/8"	49/16"



LARGEURS			
36"	49/16"	26 7/8"	49/16"
34"	49/16"	24 7/8"	49/16"
32"	49/16"	22 7/8"	49/16"
30"	49/16"	20 7/8"	49/16"
28"	49/16"	18 7/8"	49/16"
26"	49/16"	16 7/8"	49/16"
24"	49/16"	14 7/8"	49/16"
22"	49/16"	12 7/8"	49/16"
20"	49/16"	10 7/8"	49/16"
18"	49/16"	8 7/8"	49/16"
16"	49/16"	6 7/8"	49/16"



LARGEURS			
36"	49/16"	26 7/8"	49/16"
34"	49/16"	24 7/8"	49/16"
32"	49/16"	22 7/8"	49/16"
30"	49/16"	20 7/8"	49/16"
28"	49/16"	18 7/8"	49/16"
26"	49/16"	16 7/8"	49/16"
24"	49/16"	14 7/8"	49/16"
22"	49/16"	12 7/8"	49/16"
20"	49/16"	10 7/8"	49/16"
18"	49/16"	8 7/8"	49/16"
16"	49/16"	6 7/8"	49/16"



**BATTANT SHAKER**