

# FICHE TECHNIQUE - SPEC SHEET

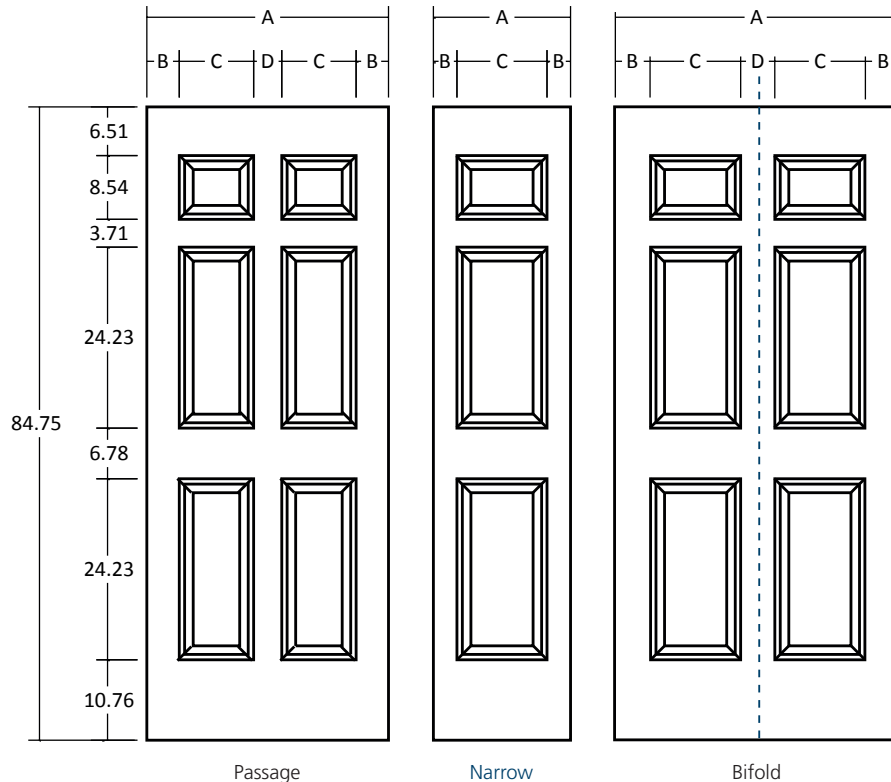


**INTERMAT**  
PORTES, ESCALIERS ET BOISERIES

Porte de Masonite / Masonite Door

Modèle / Model

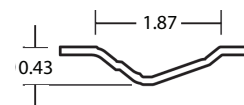
## COLONIALE 7'



### Colonist® Smooth

Smooth | 7'0"

Patented INP Sticking



### Colonist® Smooth | Smooth | 7'0"

Moulded Door Design (Door Facing) Sizes. Overall length and width dimensions +/- 1/16".

Nominal	A	B	C	D
36	36.375	4.345	11.956	3.775
34	34.375	5.345	9.956	3.775
32	32.375	4.345	9.956	3.775
30	30.375	4.345	8.956	3.775
28	28.375	4.345	7.956	3.775
26	26.375	5.345	5.956	3.775
24	24.375	4.345	5.956	3.775
22	22.375	3.345	5.956	3.775
20	20.375	4.208	11.960	--
18	18.375	3.208	11.960	--
16U	--	--	--	--
18/18 B	36.375	4.345	11.956	3.775
16/16 B	32.375	4.345	9.956	3.775
15/15 B	30.375	4.345	8.956	3.775
14/14 B	28.375	4.345	7.956	3.775
12/12 B	24.375	4.345	5.956	3.775

# FICHE TECHNIQUE - SPEC SHEET

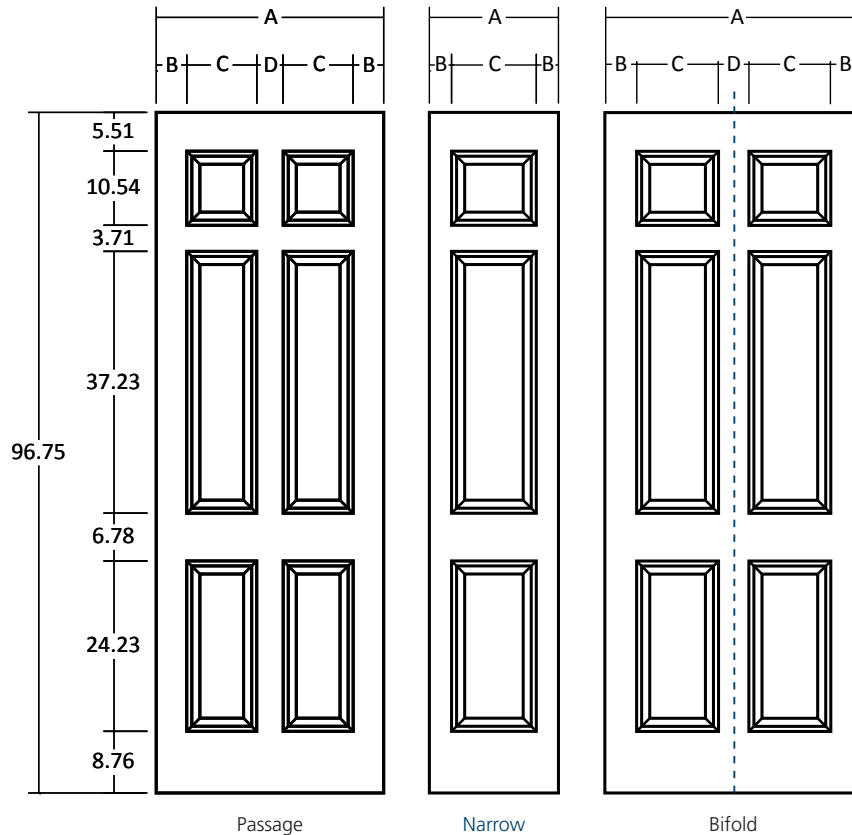


**INTERMAT**  
PORTES, ESCALIERS ET BOISERIES

Porte de Masonite / Masonite Door

Modèle / Model

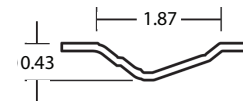
## COLONIALE 8'



### Colonist® Smooth

Smooth | 8'0"

Patented INP Sticking



Passage

Narrow

Bifold

### Colonist® Smooth | Smooth | 8'0"

Moulded Door Design (Door Facing) Sizes. Overall length and width dimensions +/- 1/16".

Nominal	A	B	C	D
36	36.375	4.345	11.956	3.775
34	34.375	5.345	9.956	3.775
32	32.375	4.345	9.956	3.775
30	30.375	4.345	8.956	3.775
28	28.375	4.345	7.956	3.775
26	26.375	5.345	5.956	3.775
24	24.375	4.345	5.956	3.775
22	22.375	3.345	5.956	3.775
20	20.375	4.208	11.960	--
18	18.375	3.208	11.960	--
15	15.375	4.148	7.080	--
14	14.375	3.648	7.080	--
12	12.375	2.648	7.080	--
16U	16.375	4.648	7.080	--
18/18 B	36.375	4.345	11.956	3.775
16/16 B	32.375	4.345	9.956	3.775
15/15 B	30.375	4.345	8.956	3.775
14/14 B	28.375	4.345	7.956	3.775
12/12 B	24.375	4.345	5.956	3.775