

FICHE TECHNIQUE - SPEC SHEET



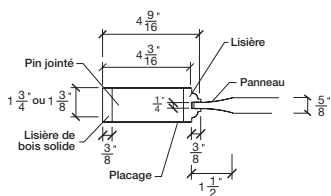

Porte à panneaux / Panelled Door

Modèle / Model

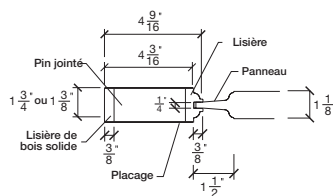
202

INTERMAT

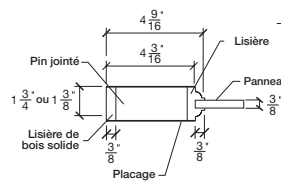
PORTES, ESCALIERS ET BOISERIES



**BATTANT
PANNEAU PROFILÉ**



**BATTANT
PANNEAU SOLIDE PROFILÉ**



**BATTANT
PANNEAU PLAT**