

# FICHE TECHNIQUE - SPEC SHEET



**INTERMAT**  
PORTES, ESCALIERS ET BOISERIES

Quincaillerie / Hardware

Modèle / Model

**ISY**



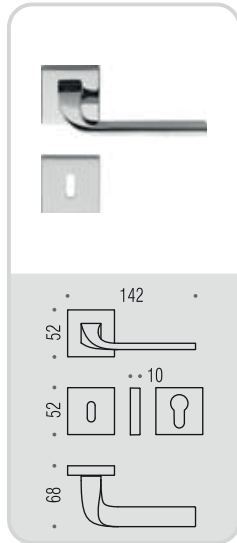
**CR**  
Cromo  
Chrome




**CM**  
Cromat  
Matt chrome

VERSIONE STANDARD  
STANDARD VERSION

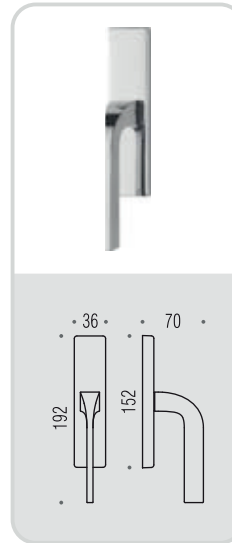
**BL 11 R-RY**



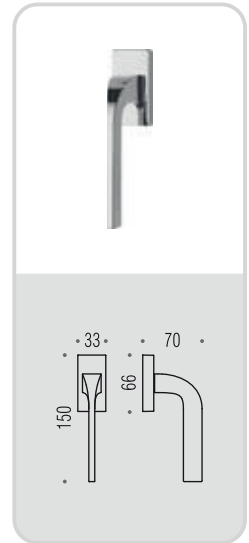
**MM 29 BZG 6/8**



**BL 12 IM**

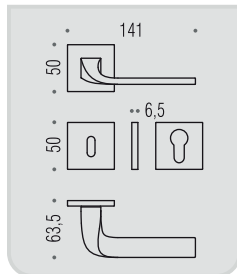


**BL 12 DK/SM**

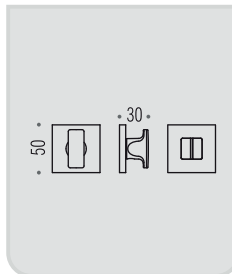


VARIANTI DISPONIBILI  
ALSO AVAILABLE

**BL 11 RF-RYF**



**FF 29 BZG 6/8**



**BL 12 DKF/SM**

